



FOREST ATLANTIS[®] Series

These roller blind systems are a unique addition to the Forest Group range of products.
Available as chain, crank or motorised system.

FOREST ATLANTIS[®]
FOREST ATLANTIS[®] Slim Line



THE WORLD
BEHIND
YOUR
CURTAINS

FOREST ATLANTIS®

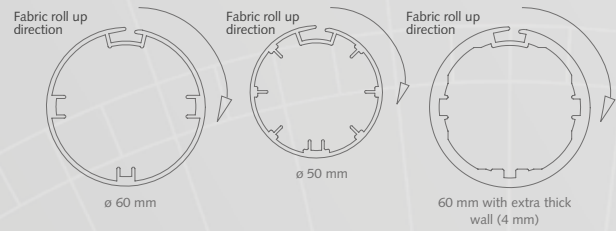
PRODUCT INFORMATION

- Tube available in 50 mm and 60 mm
- Motorised and chain operated system
- Easy installation with universal adjustable brackets
- Forest tubular motors and controls can be used
- Maximum total weight 26 kg with 13Nm tubular motor
- Silent moving motorised roller blind system.
Noise level <40 dB(A) / <44 dB(A)
- 3 Nm, 6 Nm and 13 Nm motor types
- Domotics ready
- Tubular motor also available with internal multi receiver and electronic limit setting
- Multiple blinds on a single motor through intermediate brackets
- Cover cassette and side guides available
- Three fitting options: recess, ceiling, wall
- Chain control 1:2
- 50 mm tube supports widths up to 250 cm
- 60 mm tube supports widths up to 300 cm
- 60 mm T6 tube supports widths up to 400 cm
- 50 mm supports height fabrics (0,3 mm) up to 550 cm
- 60 mm supports height fabrics (0,3 mm) up to 400 cm

FOR USE IN

Hotels - offices - residences - boats or anywhere a heavy duty Roller Blind System is required to create maximum black-out or decorative use.

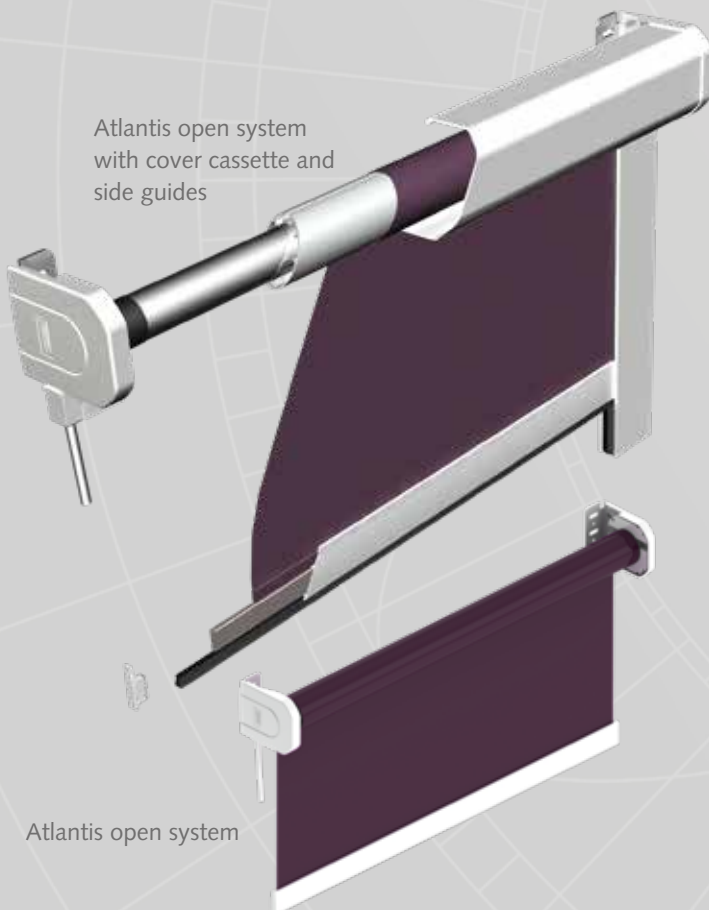
PROFILE



- Sizes : ø 50 mm and 60 mm
- Weight : 850 grams/mtr and 1.200 grams/mtr
- Aluminium extrusion

SPECIFICATIONS

Type	Strength	Speed	Weight load	Noise level	Control options
6/28/S	6 Nm	28 rpm	13 kg	< 44 dB(A)	Switch / Home Automation
6/20/SQ	6 Nm	20 rpm	13 kg	< 40 dB(A)	Switch / Home Automation
13/14/S	13 Nm	14 rpm	26 kg	< 44 dB(A)	Switch / Home Automation
6/28/E	6 Nm	28 rpm	13 kg	< 44 dB(A)	Forest Multi Internal Receiver
6/20/EQ	6 Nm	20 rpm	13 kg	< 40 dB(A)	Forest Multi Internal Receiver
13/14/E	13 Nm	14 rpm	26 kg	< 44 dB(A)	Forest Multi Internal Receiver



Atlantis open system with cover cassette and side guides

Atlantis open system



Atlantis closed system with side guides

FOREST ATLANTIS® Slim Line

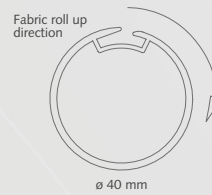
PRODUCT INFORMATION

- Tube available in 40 mm
- Chain or crank operated and motorised system
- Easy installation with universal adjustable brackets
- Forest tubular motors and controls can be used
- Maximum total weight 3,5 kg
- Silent moving motorised roller blind system.
Noise level < 44 dB(A)
- Domotics ready
- Tubular motor also available with internal multi receiver and electronic limit setting
- Multiple blinds on a single motor through intermediate brackets
- Cover cassette and side guides available
- Battery tubular motor also available
- Optional solar panel
- Three fitting options: recess, ceiling, wall
- Supports widths up to 250 cm
- Supports height fabrics (0,3 mm) up to 390 cm
- Chain control options: 1:2 / 1:1
- Crank control: 1-2,5

FOR USE IN

Hotels - offices - residences - boats or anywhere a medium duty Roller Blind System is required to create maximum black-out or decorative use.

PROFILE



- Sizes : ø 40 mm
- Weight: 556 grams/mtr and 685 grams/mtr
- Aluminium extrusion

SPECIFICATIONS

Type	Speed	Weight	Noise level load	Control options
12/28/S	28rpm	3,5 kg	< 44 dB(A)	Switch / Home Automation
RF230/32/E	32rpm	3,5 kg	< 44 dB(A)	Forest Multi Internal Receiver

Atlantis Slim Line closed system



Atlantis Slim Line open system



ATLANTIS® FABRIC COLLECTION

For our Atlantis & Atlantis Slim Line roller blind system, we have a wide range of textiles. This series of special fabrics meets the required high performance and durability for the contract market, which offers a choice of appropriate solutions for each specific lighting condition. In addition to the variations of finishing, we offer finely nuanced traditional contract colours. The range offers eight types of fabrics. Of course, all fabrics are flame resistant.

With a fabric width of 240, 305 and 310 cm, these fabrics are also recommended for large window areas.

FABRIC SWATCH AND DESCRIPTION PACK

Experience the textures and colours of our fabrics in stunning detail with our fabric sampler. This is a very handy reference tool for learning about different fabrics and their composition and qualities. It contains a brief introduction to fabrics, fibres, yarns and weaves as well as 49 different fabric swatches, labelled with their individual details such as name, composition and properties. All in a compact format.



FOREST SHADE 3%

Forest Shade 3% is a PVC-free screen fabric with an openness factor of 3%. The grid-like fabric structure guarantees privacy, preventing people from looking in. At the same time, it allows viewing outside whilst preventing glare.

COLOUR OPTIONS

0125011305

Snow



0125014305

Dusty Fawn



0125013305

Grey Haze



0125015305

Charcoal



0125012305

Ivory



0125016305

Rich Black



FOREST FG SHADE 3% & 5%

Forest FG Shade is a PVC-coated fiberglass fabric. Based on individual requirements in shading and heat control, you can choose between qualities with openness factors 3% and 5%.

COLOUR OPTIONS

3%: 0125071310

5%: 0125081310

White



3%: 0125072310

5%: 0125082310

White Linen



3%: 0125073310

5%: 0125083310

White Pearl



3%: 0125074310

5%: 0125084310

Linen



3%: 0125075310

5%: 0125085310


Pearl



3%: 0125076310

5%: 0125086310

Black Grey



3%: 0125077310

5%: 0125087310

Black



FOREST BLACKOUT 0%

The Forest blackout fabric, which achieves one additional level of light screening, ensuring an optimal darkening effect. The colour of the product's reverse side matches the front.

COLOUR OPTIONS

0125031305

Snow



0125034305

Dusty Fawn



0125033305

Grey Haze



0125035305

Charcoal



0125032305

Ivory



0125036305

Rich Black



FOREST ECO BLACKOUT 0%

Forest Group also offers a blackout quality with sustainability in mind, Forest ECO Blackout. This fabric is made of at least 80% recycled polyester. Three to four recycled PET bottles are processed into one square meter of our upcycled material. Recycling extends the life cycle of raw materials, minimizing the demand for virgin resources and increasing sustainability.

COLOUR OPTIONS

0125041310

Snow



0125042310

Cream



0125043310

Grey Haze



0125044310

Perfect Greige



0125046310

Midnight Black



FOREST SHADE ALU 3%

Forest Shade Alu exhibits an extremely defined grid structure which still provides excellent transparency at a quite low openness factor of 3%. On one hand, the aluminium backing provides effective glare protection; on the other it is only minimally visible from the front of the product due to the compact yarn structure.

COLOUR OPTIONS

0125021290

Snow



0125024290

Dusty Fawn



0125023290

Grey Haze



0125025290

Charcoal



0125022290

Ivory



0125026290

Rich Black



FOREST MEDI BLACKOUT 0%

For specific situations, our collection offers specific fabrics. Our high quality medi-blackout is designed for environments with increased hygiene requirements, such as hospitals and other medical facilities. It relies on the inherent antimicrobial effect of silver.

COLOUR OPTIONS


0125051310

Pure White



0125054310

Basalt



0125052310

Canvas



0125055310

Olive Grey



0125053310

Silver



0125056310

Charcoal



FOREST ACOUSTIC DIMOUT 1%

Forest Acoustic Dimout is sound absorbing, optimizing it for use in offices and spaces with hard surfaces on floors, walls and ceilings. It has an openness factor of 1%.

COLOUR OPTIONS


0125061240

Snow



0125064240

Dusty Fawn



0125063240

Grey Haze



0125065240

Charcoal



0125062240

Ivory



0125066240

Rich Black



FOREST ATLANTIS® / ATLANTIS® Slim Line

WORKS WITH



* Only works with actor.

FOREST ATLANTIS® / ATLANTIS® Slim Line is compatible with many other Building Automation systems. A competitive advantage over other motorised drapery systems in the world!

CONTROL OPTIONS

Our broad range of controls make finding a fit for your home even easier; controlling the blinds by hand, remote or even by building automation system. With the remote you can control the roller blind to any position you like. Controlling the motorised roller blind system with your smartphone or tablet, you can create and schedule customized room scenes that allow your roller blinds to operate on their own throughout the day.

REMOTE CONTROL

We offer two types of RF remote controls: the EasyTouch and the Diamond Sense.

- The EasyTouch controls up to 6 systems, with the option to deactivate unused channels.
- The Diamond Sense is a 15- or 2-channel remote with an LED display. Systems can be operated manually or with the integrated timer. The LED display automatically lights up when your hand moves over it.

Both remotes have a range of up to 30 meters.



APP CONTROL VIA FOREST WIFI-DONGLE

With the Shuttle® Wi-Fi dongle, you can control your motorised roller blinds with your mobile device by the Forest Connect app or even by voice command with the easy integration in for example Google Home or Amazon Echo without the need for an additional hub or gateway



APP CONTROL VIA FOREST WIRELESS CONNECTOR

The Forest Wireless Connector provides an easy solution to make Forest motorised roller blinds 'smart.' When combined with a smart plug, you can effortlessly control the roller blinds through a mobile app. Controlling the motorised roller blinds system by your smartphone or tablet, you can create and schedule customized room scenes that allow your curtains to operate on their own throughout the day.



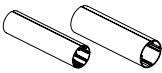
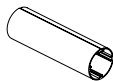
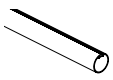

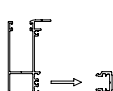











Scan for more info











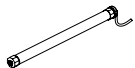






If you prefer to use the Forest Connect App, you can opt for Forest's smart plug. If you wish to operate your roller blinds with Apple HomeKit, Amazon Alexa, or Google Assistant, you will need a compatible third-party smart plug that works with these smart home apps. This RF device can also be seamlessly integrated into the most common building management systems, including systems with dry contacts.

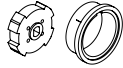
















BUILDING AUTOMATION / HOTEL CONTROL






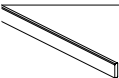
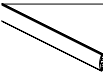
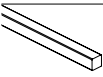







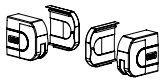
The Atlantis® System can be connected to any Building Automation system, by relay control.




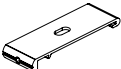


























ATLANTIS OPEN	ATLANTIS CLOSED	SLIM LINE OPEN	SLIM LINE CLOSED	ARTICLE	PACKING UNIT		ART.NR
●	●			 RB ATLANTIS TUBE	5.8 mtr	50 mm 60 mm T5	0100058050 0100058060
●	●			 RB ATLANTIS TUBE EXTRA THICK 60MM T6	4.0 mtr 5.0 mtr	for 4.00 mtr width system for 4.00 mtr width system	0100058060-4 0100058060-5
		●	●	 RB ATLANTIS SLIM LINE TUBE	58 mtr	5.80 mtr	0130058040
●	●			 RB ATLANTIS SIDE GUIDE PROFILE - INSIDE WALL FIX	5.8 mtr	white black	0100078050 0100076050
●	●			 RB ATLANTIS SIDE GUIDE PROFILE - CLICK FACE FIXED	5.8 mtr	white on the wall white	0110078580 0110078589
			●	 RB ATLANTIS SLIM LINE SIDE GUIDE PROFILE	5.8 mtr	backside frontside	0130171580-B 0130171580-F
●	●			 RB ATLANTIS ENDCAP FOR SIDE GUIDE PROFILE	50/box	white black	0100071000 0100076000
			●	 ATLANTIS SLIM LINE DARKENING ENDCAP FOR SIDE GUIDE PROFILE	set, 20/box	white	0130071000 L&R
●	●			 RB ATLANTIS MOTOR ADAPTOR	5 set/box	50 mm set universal 60 mm set universal	0100058055-S 0100058065-S
●	●			 RB ATLANTIS IDLER	5/box	50 mm 60 mm	0100058051 0100058061
●	●			 RB ATLANTIS ADJUSTABLE IDLER	5/box	50 mm 60 mm	0100058053 0100058064
●	●			 RB ATLANTIS CONNECTOR IDLER	5/box	50 mm 60 mm	0100058052 0100058062
		●	●	 ATLANTIS SLIM LINE IDLER	10/box	white grey black	0130058065 0130058064 0130058063
		●	●	 ATLANTIS SLIM LINE CHAIN CONTROL UNIT 1:1	5/box	white grey black	0136001111 0136003111 0136006111
		●	●	 ATLANTIS SLIM LINE CHAIN CONTROL UNIT 1:2	5/box	grey	0136001012
●	●			 RB ATLANTIS CHAIN CONTROL 1:2	1/box	white 50 mm white 60 mm	0106001012 0106001013

ATLANTIS OPEN	ATLANTIS CLOSED	SLIM LINE OPEN	SLIM LINE CLOSED	ARTICLE	PACKING UNIT		ART.NR
●	●	●	●	 BS CHAIN 6 MM PITCH METAL INOX	100/box	rol 150 mtr 1.50 mtr (drop=0.75 mtr) 2.50 mtr (drop=1.25 mtr) 3.00 mtr (drop=1.50 mtr) 3.50 mtr (drop=1.75 mtr) 4.00 mtr (drop=2.00 mtr) 4.50 mtr (drop=2.25 mtr)	3670008100 3670008150 3670008250 3670008300 3670008350 3670008400 3670008450
●	●	●	●	 BS CHAIN 6 MM PITCH WHITE PLASTIC CHAIN	100/box	1.50 mtr (drop=0.75 mtr) 2.00 mtr (drop=1,00 mtr) 2.50 mtr (drop=1.25 mtr) 3.00 mtr (drop=1.50 mtr) 3.50 mtr (drop=1.75 mtr) 4.00 mtr (drop=2.00 mtr) 5.00 mtr (drop=2.50 mtr) 6.00 mtr (drop=3.00 mtr)	3670002150 3670002200 3670002250 3670002300 3670002350 3670002400 3670002500 3670002600
●	●	●	●	 DESIGN CORD/CHAIN WEIGHT	10/box	white grey black	3030701000 3030703000 3030706000
●	●	●	●	 BS CORD/CHAIN WALL MOUNT SAFETY BOX SINGLE	25/box	1 mtr	3645702000
		●	●	 ATLANTIS SLIM LINE CRANK CONTROL L OR R UNIT 1:2,5, WHITE Child safety solution; use in combination with Atlantis Slim line Idler bracket	5/box	right left	0136001000-R 0136001000-L
		●	●	 ATLANTIS SLIM LINE CRANK ROD	5/box	150 cm	0136011150
●	●			 FOREST TUBULAR MOTOR Ø 35 MM	1/box	230v/50hz 6nm/28rpm 230v/50hz 13nm/14rpm	3416600012 3416600016
●	●			 FOREST SILENT TUBULAR MOTOR Ø 35 mm	1/box	230v/50hz 6nm/20rpm/ sq	3416600017
●	●			 FOREST TUBULAR MOTOR Ø 35 MM INT.RECEIVER	1/box	230v/50hz 6nm/28 rpm 230v/50hz 13 nm/14 rpm	3416600112 3416600116
●	●			 FOREST SILENT TUBULAR MOTOR Ø 35 mm INT. RECEIVER	1/box	230v/50hz 6nm/20 rpm/eq	3416600117
		●	●	 FOREST TUBULAR MOTOR Ø 25 MM DOMOTICA	1/box	tba	3416600119
		●	●	 FOREST TUBULAR MOTOR Ø 25 MM INTERNAL RECEIVER HARD WIRED	1/box	230v/1.5/32	3416600118
●	●	●	●	 FOREST EASYTOUCH REMOTE CONTROL 6-channel Equipped with the original RF protocol and Forest Link® protocol. Excl. Wall holder	1/box	matt white matt black	5201081006 5201086006
●	●	●	●	 FOREST EASYTOUCH WALL HOLDER Only suitable for EasyTouch remote control (soon available)	1/box	transparent	5201080000
●	●	●	●	 FOREST DIAMOND SENSE REMOTE CONTROL 2-15 channel with LED display Integrated timer included Incl. magnetic wall holder	1/box	white black	5201091470 5201086470
●	●	●	●	 FOREST WIRELESS WALL SWITCH 2 CHANNEL LED	1/box	white black	5201001480 5201006480
●	●	●	●	 MULTI RECEIVER / WALL SWITCH FMS / BCS	1/box	dimension 8.5 x 8.5 x 3.5 cm	5104011500

ATLANTIS OPEN	ATLANTIS CLOSED	SLIM LINE OPEN	SLIM LINE CLOSED	ARTICLE	PACKING UNIT	ART.NR
		●	●	 ATLANTIS SLIM LINE DRIVE ADAPTOR CROWN FOR TUBE 35 MM/MOTOR Ø 25 MM	5/box	0136600125
●	●			 RB ATLANTIS MOTOR ADAPTOR RING (ONLY FOR SOMFY SONESSE)	5/box 40 mm	0100058056
●				 RB ATLANTIS ADJUSTABLE MOTOR BRACKET RIGHT	5/box ceiling right wall right	0100051010-CR 0100051010-WR
●				 RB ATLANTIS ADJUSTABLE MOTOR BRACKET LEFT	5/box ceiling left wall left	0100051010-CL 0100051010-WL
●				 RB ATLANTIS ADJUSTABLE MIDDLE MOTOR BRACKET	5/box	0100051011
●				 RB ATLANTIS ADJUSTABLE IDLER BRACKET RIGHT	5/box	0100051017-CR 0100051017-WR
●				 RB ATLANTIS ADJUSTABLE IDLER BRACKET LEFT	5/box	0100051017-CL 0100051017-WL
●				 RB ATLANTIS ADJUSTABLE MIDDLE IDLER BRACKET	5/box	0100051018
●				 RB ATLANTIS ADJUSTABLE CASSETTE MIDDLE IDLER BRACKET	5/box	0100051019
●				 RB ATLANTIS ADJUSTABLE MIDDLE CONNECTING BRACKET	5/box	0100051020
●				 RB ATLANTIS ADJUSTABLE CASSETTE MIDDLE CONNECTING BRACKET	5/box	0100051021
	●			 RB ATLANTIS ADJUSTABLE SMALL MOTOR BRACKET	5/box left right	0110051010-L 0110051010-R
	●			 RB ATLANTIS ADJUSTABLE SMALL IDLER BRACKET	5/box left right	0110051017-L 0110051017-R
	●			 RB ATLANTIS ADJUSTABLE MIDDLE IDLER SMALL DOUBLE	5/box	0110051019
	●			 RB ATLANTIS ADJUSTABLE MIDDLE CONNECTING BRACKET SMALL DOUBLE	5/box	0110051021
	●			 RB ATLANTIS ADJUSTABLE MIDDLE CONNECTOR SMALL SLIDE-IN	5/box	0110051023
	●			 MIDDLE MOTOR BRACKET	5/box	0110051011

ATLANTIS OPEN	ATLANTIS CLOSED	SLIM LINE OPEN	SLIM LINE CLOSED	ARTICLE	PACKING UNIT		ART.NR
●	●			 RB ATLANTIS ENDCAP CAPPING BOTTOM PROFILE	50/box	white	0100061010
●	●			 RB ATLANTIS ENDCAP BOTTOM PROFILE	50/box	white black	0100061000 0100066000
		●	●	 ATLANTIS SLIM LINE END CAP BOTTOM PROFILE	100/box	white silver anthracite	0130051000 0130051003 0130051005
●	●			 RB ATLANTIS BOTTOM PROFILE BLOCKING SYSTEM	10/box	white	0100071001
●	●			 RB ATLANTIS BOTTOM PROFILE 9X40	5.80 mtr	white black	0100068050 0100066580
●	●			 RB ATLANTIS WEIGHT FOR BOTTOM PROFILE	1 mtr/box	1 mtr	0100069100
		●	●	 ATLANTIS SLIM LINE BOTTOM PROFILE 5.8MTR	58 mtr	white anod.silver silver powdercoated anthracite	0130061600 0130063600 0130063600-PC 0130065600
		●	●	 ATLANTIS SLIM LINE INCREASE WEIGHT BOTTOM PROFILE		3 mtr	0130060300
●	●			 RB ATLANTIS GUIDE WIRE SET L/R	5 set/box		0100090022
		●	●	 ATLANTIS SLIM LINE GUIDE-WIRE	1/each		0130090022
		●		 ATLANTIS SLIM LINE IDLER BRACKET	5/box	40 mm silver	0130051017
		●		 ATLANTIS SLIM LINE MOTOR BRACKET	5/box	40 mm silver	0130051010
		●		 ATLANTIS SLIM LINE FACE FIX BRACKET	10/box	white silver black	0130041000 0130043000 0130046000
			●	 ATLANTIS SLIM LINE DARKENING BRACKETS L&R	set, 5/box	white	0130071001
●				 RB ATLANTIS ENDCAP L+R	10/box	white black	0100051000 0100056000
	●			 BRACKET CHAIN ENDCAP CASSETTE SET	10/box	white, left white, right	0110071002-L 0110071002-R

ATLANTIS OPEN	ATLANTIS CLOSED	SLIM LINE OPEN	SLIM LINE CLOSED	ARTICLE	PACKING UNIT		ART.NR
	●			 RB ATLANTIS ENDCAP SMALL LEFT/RIGHT	5 set/box	white black	0110055100 0110055600
		●		 ATLANTIS SLIM LINE COVER CAP FACE FIX BRACKET	10/box	white black	0130041010 0130046010
			●	 ATLANTIS SLIM LINE DARKENING ENDCAP	set, 20/box	white	0130081000
		●		 ATLANTIS SLIM LINE MOUNTING BRACKET	25/box	white anod.silver anthracite	0130051030 0130053030 0130055030
	●			 RB ATLANTIS SK BRACKET cassette/wall/ceiling	10/box	white black	0111630000 0111660000
	●			 COVE BRACKET	10/box	white anthracite	0110051030 0110055030
			●	 ATLANTIS SLIM LINE MOUNTING BRACKET	10/box	white anthracite	0130151000 0130155000
	●			 RB ATLANTIS MIDDLE BRACKET COVER CAP SMALL	5/box	white	0110051001
●				 RB ATLANTIS MIDDLE BRACKET COVER	5/box	white	0100051001
●				 RB ATLANTIS COVER CASSETTE	5.8 mtr	white	0100098050
	●			 RB ATLANTIS SMALL CASSETTE COVER PROFILE	5.8 mtr	white anthracite black	0110001580 0110005580 0110006580
			●	 ATLANTIS SLIM LINE COVER CAP PROFILE	5.8 mtr	white anthracite	0130101580 0130105580
	●			 RB ATLANTIS MOUNTING PROFILE	5.8 mtr	white anthracite black	0110058000 0110055700 0110056580
		●		 ATLANTIS SLIM LINE MOUNTING PROFILE	58 mtr	5.80 mtr anod. silver 5.80 mtr anthracite 5.80 mtr white	0130053580 0130055580 0130051580
			●	 ATLANTIS SLIM LINE MOUNTING PROFILE	58 mtr	5.80 mtr white 5.80 mtr anthracite	0130151580 0130155580
●	●	●	●	 RB ATLANTIS PLASTIC ADHESIVE STRIP	10/bundle 58 mtr	8.5x1 mm 5.80 mtr white	0100090001
			●	 ATLANTIS SLIM LINE FALSE WINDOW SILL	set, 20/box	5.80 mtr white	0130181580
			●	 ATLANTIS SLIM LINE BRUSH	600 mtr	5 mm	0130093600
●	●			 RB ATLANTIS BRUSH FOR SIDE GUIDE AND BOTTOM PROFILE	20 mtr/bag	8 mm black	0100096600

ATLANTIS OPEN	ATLANTIS CLOSED	SLIM LINE OPEN	SLIM LINE CLOSED	ARTICLE	PACKING UNIT		ART.NR
●	●	●	●	 FOREST SHADE 3% ROLL WIDTH 305 CM ROLL LENGTH 40 M	1/roll	snow ivory grey haze dusty fawn charcoal rich black	0125011305 0125012305 0125013305 0125014305 0125015305 0125016305
●	●	●	●	 FOREST SHADE ALU 3% ROLL WIDTH 290 CM ROLL LENGTH 40 M	1/roll	snow ivory grey haze dusty fawn charcoal rich black	0125021290 0125022290 0125023290 0125024290 0125025290 0125026290
●	●	●	●	 FOREST BLACKOUT ROLL WIDTH 305 CM ROLL LENGTH 30 M	1/roll	snow ivory grey haze dusty fawn charcoal rich black	0125031305 0125032305 0125033305 0125034305 0125035305 0125036305
●	●	●	●	 FOREST ECO BLACKOUT ROLL WIDTH 310 CM ROLL LENGTH 32 M	1/roll	snow cream grey haze perfect greige midnight black	0125041310 0125042310 0125043310 0125044310 0125046310
●	●	●	●	 FOREST MEDI BLACKOUT ROLL WIDTH 310 CM ROLL LENGTH 32 M	1/roll	pure white canvas silver basalt olive grey charcoal	0125051310 0125052310 0125053310 0125054310 0125055310 0125056310
●	●	●	●	 FOREST ACOUSTIC DIMOUT ROLL WIDTH 240 CM ROLL LENGTH 40 M	1/roll	snow ivory grey haze dusty fawn charcoal rich black	0125061240 0125062240 0125063240 0125064240 0125065240 0125066240
●	●	●	●	 FOREST SHADE FG 3% ROLL WIDTH 310 CM ROLL LENGTH 30 M	1/roll	white white-linen white-pearl linen pearl black-grey black	0125071310 0125072310 0125073310 0125074310 0125075310 0125076310 0125077310
●	●	●	●	 FOREST SHADE FG 5% ROLL WIDTH 310 CM ROLL LENGTH 30 M	1/roll	white white-linen white-pearl linen pearl black-grey black	0125081310 0125082310 0125083310 0125084310 0125085310 0125086310 0125087310
●	●	●	●	 ATLANTIS FABRIC SAMPLER A very handy reference tool for learning about different fabrics and their composition and qualities.	1/piece		9901100050