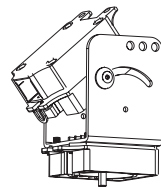
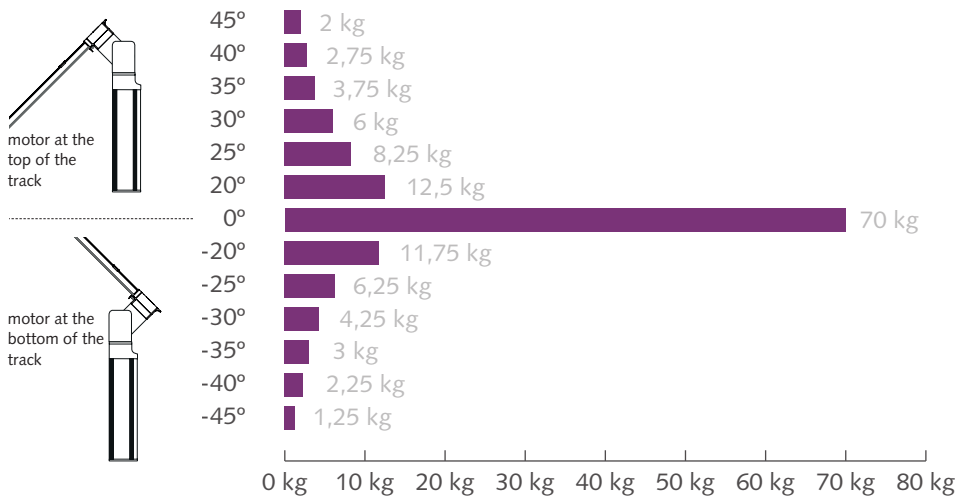



PULLING STRENGTH FOREST FMS® 45° PULLEY



MAXIMUM LOAD CAPACITY OF THE SHUTTLE® M MOTOR

The Forest FMS® 45-degree pulley is an adjustable pulley designed for use with the motorised FMS track when it is installed at an angle. By using this pulley, the motor hangs vertically, allowing the curtain to run all the way to the wall. The motor can be hung at the top of the FMS® rail with the rail inclined up to 45 degrees, or it can be hung at the bottom of the FMS® rail with the rail inclined up to 45 degrees. The angle of inclination affects the load capacity of the Shuttle® M motor. Please refer to the maximum fabric weight for each angle:



 = maximum weight curtain fabric



WWW.FORESTGROUP.COM

FOREST
DRAPERY HARDWARE